

Provided for non-commercial research and education use.
Not for reproduction, distribution or commercial use.



This article was published in an Elsevier journal. The attached copy is furnished to the author for non-commercial research and education use, including for instruction at the author's institution, sharing with colleagues and providing to institution administration.

Other uses, including reproduction and distribution, or selling or licensing copies, or posting to personal, institutional or third party websites are prohibited.

In most cases authors are permitted to post their version of the article (e.g. in Word or Tex form) to their personal website or institutional repository. Authors requiring further information regarding Elsevier's archiving and manuscript policies are encouraged to visit:

<http://www.elsevier.com/copyright>



ELSEVIER

Available online at www.sciencedirect.com

C. R. Biologies 330 (2007) 845–854

COMPTES RENDUS
BIOLOGIES<http://france.elsevier.com/direct/CRASS3/>

Biological modelling / Biomodélisation

Coexistence in competition models with density-dependent mortality

Shigui Ruan^{a,*}, Ada Ardito^{b,2}, Paolo Ricciardi^{b,2}, Don L. DeAngelis^c

^a Department of Mathematics, University of Miami, P.O. Box 249085, Coral Gables, FL 33124-4250, USA

^b Dipartimento di Matematica, Università di Roma "La Sapienza", P. le Aldo Moro, 2, 00185 Roma, Italy

^c Department of Biology, University of Miami, P.O. Box 249118, Coral Gables, FL 33124-0421, USA

Received 12 July 2007; accepted after revision 3 October 2007

Available online 7 November 2007

Presented by Pierre Auger

Abstract

We consider a two-competitor/one-prey model in which both competitors exhibit a general functional response and one of the competitors exhibits a density-dependent mortality rate. It is shown that the two competitors can coexist upon the single prey. As an example, we consider a two-competitor/one-prey model with a Holling II functional response. Our results demonstrate that density-dependent mortality in one of the competitors can prevent competitive exclusion. Moreover, by constructing a Liapunov function, the system has a globally stable positive equilibrium. **To cite this article:** *S. Ruan et al., C. R. Biologies 330 (2007).*

© 2007 Académie des sciences. Published by Elsevier Masson SAS. All rights reserved.

Résumé

Coexistence dans des modèles de compétition avec mortalité densité dépendante. Nous considérons un modèle à deux compétiteurs et une proie, dans lequel les deux compétiteurs ont une réponse fonctionnelle générale et un des compétiteurs possède un taux de mortalité densité dépendant. Nous montrons que les deux compétiteurs peuvent coexister en présence d'une seule proie. Pour illustrer nos résultats, nous considérons un modèle deux compétiteurs/une proie avec une réponse fonctionnelle de type Holling II. Ces résultats prouvent qu'un taux de mortalité densité dépendant chez un des compétiteurs peut empêcher l'exclusion compétitive. De plus, en construisant une fonction de Lyapunov, nous montrons que le système possède un équilibre positif globalement stable. **Pour citer cet article :** *S. Ruan et al., C. R. Biologies 330 (2007).*

© 2007 Académie des sciences. Published by Elsevier Masson SAS. All rights reserved.

Keywords: Competition; Functional response; Density-dependent mortality; Competitive exclusion; Coexistence

Mots-clés : Compétition ; Réponse fonctionnelle ; Mortalité densité dépendante ; Exclusion compétitive ; Coexistence

1. Introduction

The principle of competitive exclusion [13,17,20,35, 47] asserts that two or more competitors cannot coexist indefinitely on a single prey, which was supported by experiments on *Paramecium* cultures by Gause [15] (see also [28]). It was thought to hold in laboratory settings until Ayala [2] demonstrated experimentally that

* Corresponding author.

E-mail address: ruan@math.miami.edu (S. Ruan).

¹ Research was partially supported by NSF grants DMS-0412047 and DMS-0715772.

² Research was partially supported by Università di Roma "La Sapienza".

two species of *Drosophila* could coexist upon a single prey.

In order to explain Ayala's experiments, various competition models have been proposed. For example, Armstrong and McGehee [1] considered the model:

$$\begin{aligned} \frac{du}{dt} &= ru \left(1 - \frac{u}{K} \right) - auv - \frac{Auw}{1 + Bu} \\ \frac{dv}{dt} &= v(-d + eu) \\ \frac{dw}{dt} &= w \left(-D + \frac{Eu}{1 + Bu} \right) \end{aligned} \quad (1.1)$$

where v and w are the densities of the two competitors and u is the density of the prey. In model (1.1) the contributions of the interaction between the competitor with density w and the prey u to the growth rates of those species are described by Holling II functional response terms. However, predation of a common prey is the only interaction between species v and w that is represented. Armstrong and McGehee [1,36] found that, for appropriate parameter values and suitable initial population densities $(u(0), v(0), w(0))$, system (1.1) does predict the coexistence of the two competitors via a locally attracting periodic orbit. Hsu, Hubbell and Waltman [23, 24] generalized this type of coexistence to the case when both competitors exhibit Holling II functional response (see also Butler and Waltman [4], Cushing [9], Farkas [12], Muratori and Rinaldi [37], Smith [41], etc.), i.e., to a system of the form:

$$\begin{aligned} \frac{du}{dt} &= ru \left(1 - \frac{u}{K} \right) - \frac{auv}{1 + bu} - \frac{Auw}{1 + Bu} \\ \frac{dv}{dt} &= v \left(-d + \frac{eu}{1 + bu} \right) \\ \frac{dw}{dt} &= w \left(-D + \frac{Eu}{1 + Bu} \right) \end{aligned} \quad (1.2)$$

These studies support Hutchinson's point [26] that the two competitive species "might oscillate in varying numbers, but persist almost indefinitely". However, such systems do not possess a componentwise positive equilibrium [34] and thus no stable equilibrium is possible [31]. Moreover, system (1.2), exhibiting Armstrong and McGehee-type coexistence is only weakly persistent, but not persistent. Hence, it is not permanent, otherwise it would exhibit componentwise positive equilibria (see [27]).

Consider an ordinary differential equation model for n interacting biological species:

$$\frac{du_i}{dt} = u_i f_i(u_1, u_2, \dots, u_n), \quad i = 1, 2, \dots, n \quad (1.3)$$

where $u_i(t)$ denotes the density of the i th species. Let $(u_1(t), u_2(t), \dots, u_n(t))$ denote the solution of system (1.3), with componentwise positive initial values. The system (1.3) is said to be *weakly persistent* if:

$$\limsup_{t \rightarrow \infty} u_i(t) > 0, \quad i = 1, 2, \dots, n$$

persistent if:

$$\liminf_{t \rightarrow \infty} u_i(t) > 0, \quad i = 1, 2, \dots, n$$

and *uniformly persistent* if there is an $\varepsilon_0 > 0$ such that

$$\liminf_{t \rightarrow \infty} u_i(t) \geq \varepsilon_0, \quad i = 1, 2, \dots, n$$

The system (1.3) is said to be *permanent* if, for each $i = 1, 2, \dots, n$, there are constants ε_i and M_i such that:

$$0 < \varepsilon_i \leq \liminf_{t \rightarrow \infty} u_i(t) \leq \limsup_{t \rightarrow \infty} u_i(t) \leq M_i$$

Clearly, permanence implies uniform persistence, which in turn implies persistence, and persistence implies weak persistence; a dissipative uniformly persistent system is permanent. For further discussion about various definitions of persistence and permanence and their connections, we refer to [14,27,43,48].

To have the strong version of coexistence, researchers have taken various other factors into account when modeling competition, such as interspecific interference [45,46], spatial heterogeneity [5], stoichiometric principles [34], etc. Another important factor is intraspecific interference within a population of competitors, which includes aggressive displays, posturing, fighting, infanticide, and cannibalism [30]. When the principal effect of the intraspecific interference is a reduced rate of feeding or resource intake, the effects can be modeled via an altered functional response for the consumer [8,10,40]. Recently, Cantrell et al. [6] extended system (1.2) to incorporate conspecific feeding interference for one of the competitors. The functional responses for the competitor w and the prey u are now taken to have the Beddington–DeAngelis form:

$$\frac{Eu}{1 + Bu + Cw}$$

where Cw may be viewed as accounting for mutual feeding interference among members of the competitors. It was demonstrated that two competitors not only coexist upon a single prey in the sense of uniform persistence, but also have a globally stable equilibrium.

On the other hand, when lethal fighting or cannibalism occurs, it is more appropriate to include a nonlinear (density-dependent) mortality term for the consumer into the competition model [30]. In plant population,

density-dependent mortality is one of the three principal effects resulting from intraspecific competition [38,49]. To incorporate such intraspecific competition (as well as the interspecific competition) into the model, Ruan and He [39] studied the global stability of a chemostat-type competition model, Kuang et al. [30] investigated the global stability of a Lotka–Volterra competition model. See also [16,32,33] for persistence of n species on a single resource.

Notice that in Refs. [16,30,32,33,39] all competitors are assumed to have density-dependent mortality rates. A very natural and very significant question arises: *If one of the competitors does not have a density-dependent mortality rate, does the model still exhibit coexistence and have a stable componentwise positive equilibrium?* The numerical simulations of Kuang et al. [30] indicate that, even for a Lotka–Volterra model, a competitor without a density-dependent mortality rate could eliminate another competitor with a density-dependent mortality rate if the first competitor has a lower break-even prey biomass. The problem can be very subtle.

Hixon and Jones [21] found that density-dependent mortality in demersal marine fishes is often caused by the interplay of predation and competition (see also [22]). To study how the nonlinear mortality rate determines the dynamics of such competition models qualitatively, we consider a two-competitor/one-prey model of the form:

$$\begin{aligned} \frac{du}{dt} &= ru \left(1 - \frac{u}{K} \right) - avf(u) - Awg(u) \\ \frac{dv}{dt} &= v(-d + ef(u)) \\ \frac{dw}{dt} &= w(-D - Gw + Eg(u)) \end{aligned} \tag{1.4}$$

under the initial value conditions:

$$\begin{aligned} u(0) &= u_0 \geq 0, & v(0) &= v_0 \geq 0, \\ w(0) &= w_0 \geq 0 \end{aligned} \tag{1.5}$$

The functional responses for the predators v and w are given by $f(u)$ and $g(u)$, respectively, which are increasing and continuously differentiable functions, $f(0) = g(0) = 0$. The density-dependent mortality term for the second species, Gw^2 , also referred to as a ‘closure term’, describes either a self-limitation of the consumers, w , or the influence of predation (see [42] and [29]). Self-limitation can occur if another factor besides food can possibly become limiting at high population densities. Predation on consumers can increase as the w^2 power if higher consumer densities attract

greater attention from predators or if consumers become more vulnerable at higher densities. Zooplankton, for example, can experience density-dependent mortality when population densities are high (see [7,11,39,42]).

We shall show that the two competitors can coexist upon the single prey. It demonstrates that density-dependent mortality in one of the competitors can prevent competitive exclusion.

As an example, we apply the obtained results to a two-competitor/one-prey model with a Holling II functional response:

$$\begin{aligned} \frac{du}{dt} &= ru \left(1 - \frac{u}{K} \right) - \frac{auv}{1+bu} - \frac{Auw}{1+Bu} \\ \frac{dv}{dt} &= v \left(-d + \frac{eu}{1+bu} \right) \\ \frac{dw}{dt} &= w \left(-D - Gw + \frac{Eu}{1+Bu} \right) \end{aligned} \tag{1.6}$$

More specific conditions on local and global stability are given in terms of the model parameters. Model (1.6) differs from model (1.2) in an important respect. The growth of species w in (1.6) is strictly limited, due to the Gw^2 term, and can become non-positive for large enough values of w , no matter what the size of its prey, u , is. In model (1.2), it is always possible for the prey density, u , to be large enough for the growth rate of w to be positive. Thus, model (1.6) differs significantly from the others and warrants separate investigation.

2. Mathematical analysis

2.1. General functional responses

First of all, we can see that the solutions to the initial value problem (1.4)–(1.5) are nonnegative.

Define $U(t) = u + \frac{a}{e}v + \frac{A}{E}w$ and denote $d_0 = \min\{d, D\}$. We have:

$$\frac{dU}{dt} \leq (r + d_0)(K + \varepsilon) - d_0U$$

where $\varepsilon > 0$. The comparison principle implies that the solutions of system (1.4) are bounded.

Next, we consider the existence of a positive equilibrium. System (1.4) has a componentwise positive equilibrium $E^* = (u^*, v^*, w^*)$, where:

$$\begin{aligned} u^* &= f^{-1} \left(\frac{d}{e} \right) \\ v^* &= \frac{1}{af(u^*)} \left[ru^* \left(1 - \frac{u^*}{K} \right) - Aw^*g(u^*) \right] \\ w^* &= \frac{1}{G} [Eg(u^*) - D] \end{aligned} \tag{2.1}$$

if:

$$ru^* \left(1 - \frac{u^*}{K}\right) - Aw^*g(u^*) > 0 \tag{2.2}$$

and

$$G > 0, \quad Eg(u^*) - D > 0 \tag{2.3}$$

It is important to note that the key assumption for the existence of the positive equilibrium E^* is $G > 0$. If $G = 0$, then the positive equilibrium simply does not exist. To have $w^* > 0$, we require $Eg(u^*) > D$, which means that at the steady state the growth rate of the species w must be greater than the linear mortality rate. Notice that from the first equation, we have:

$$ru^* \left(1 - \frac{u^*}{K}\right) - av^*f(u^*) - Aw^*g(u^*) = 0$$

which gives:

$$av^*f(u^*) = ru^* \left(1 - \frac{u^*}{K}\right) - Aw^*g(u^*) > 0$$

so $v^* > 0$ is well defined.

Now we study the local stability of the positive equilibrium E^* . Define:

$$\rho(u) = \frac{r}{K} + av^* \left(\frac{f(u)}{u}\right)' + Aw^* \left(\frac{g(u)}{u}\right)' \tag{2.4}$$

The Jacobian matrix of system (1.4) at E^* takes the form:

$$J^* = \begin{bmatrix} j_{11} & j_{12} & j_{13} \\ j_{21} & 0 & 0 \\ j_{31} & 0 & j_{33} \end{bmatrix} \tag{2.5}$$

where:

$$\begin{aligned} j_{11} &= -u^* \rho(u^*) \\ j_{12} &= -af(u^*) < 0 \\ j_{13} &= -Ag(u^*) < 0 \\ j_{21} &= ev^* f'(u^*) > 0 \\ j_{31} &= Ew^* g'(u^*) > 0 \\ j_{33} &= -Gw^* < 0 \end{aligned}$$

The positive equilibrium E^* is locally stable if all eigenvalues of the Jacobian matrix J^* given by (2.5) have negative real parts. The characteristic equation is given by:

$$\lambda^3 + a_1\lambda^2 + a_2\lambda + a_3 = 0 \tag{2.6}$$

where

$$\begin{aligned} a_1 &= -(j_{11} + j_{33}) = u^* \rho(u^*) + Gw^* \\ a_2 &= j_{11}j_{33} - j_{13}j_{31} - j_{12}j_{21} \end{aligned}$$

$$a_3 = j_{12}j_{21}j_{33} = aeGv^*w^*f(u^*)f'(u^*) > 0$$

Routh–Hurwitz criteria state that all roots of the characteristic equation (2.6) have negative real parts if:

$$a_1 > 0, \quad a_3 > 0, \quad a_1a_2 - a_3 > 0$$

Since $a_3 > 0$, the characteristic equation (2.6) always has at least one negative real root. Notice that:

$$a_1a_2 - a_3 = G(u^*)^2w^*T(\rho(u^*))$$

where:

$$\begin{aligned} T(\rho(u^*)) &= \rho(u^*)^2 + \rho(u^*) \left[\frac{aev^*}{Gw^*} \frac{f(u^*)}{u^*} f'(u^*) \right. \\ &\quad \left. + \frac{AE}{G} \frac{g(u^*)}{u^*} g'(u^*) + \frac{Gw^*}{u^*} \right] \\ &\quad + \frac{AEw^*}{u^*} \frac{g(u^*)}{u^*} g'(u^*) \end{aligned}$$

Thus, we have

- (i) $a_1 > 0$ iff $u^* \rho(u^*) + Gw^* > 0$
- (ii) $a_1a_2 - a_3 > 0$ iff $T(\rho(u^*)) > 0$

Observe that for the quadratic form $T(\rho(u^*))$, we have

$$\begin{aligned} \Delta_T &:= \left[\frac{aev^*}{Gw^*} \frac{f(u^*)}{u^*} f'(u^*) \right]^2 + 2 \frac{aev^*}{Gw^*} \\ &\quad \times \frac{f(u^*)}{u^*} f'(u^*) \left[\frac{AE}{G} \frac{g(u^*)}{u^*} g'(u^*) + \frac{Gw^*}{u^*} \right] \\ &\quad + \left[\frac{AEw^*}{u^*} \frac{g(u^*)}{u^*} g'(u^*) - \frac{Gw^*}{u^*} \right]^2 > 0 \tag{2.7} \end{aligned}$$

and

$$T\left(-\frac{Gw^*}{u^*}\right) = -\frac{aev^*}{Gw^*} \frac{f(u^*)}{u^*} f'(u^*) < 0$$

Thus

$$\rho_+^* > -\frac{Gw^*}{u^*}$$

where

$$\begin{aligned} \rho_+^* &= \frac{1}{2} \left\{ - \left[\frac{aev^*}{Gw^*} \frac{f(u^*)}{u^*} f'(u^*) \right. \right. \\ &\quad \left. \left. + \frac{AE}{G} \frac{g(u^*)}{u^*} g'(u^*) + \frac{Gw^*}{u^*} \right] + \sqrt{\Delta_T} \right\} \tag{2.8} \end{aligned}$$

It follows that $a_1a_2 - a_3 > 0$ iff $\rho(u^*) > \rho_+^*$. We observe that $\rho_+^* < 0$. Therefore, by Routh–Hurwitz criteria we have the following result on the local stability of E^* .

Theorem 2.1. Assume that the positive equilibrium E^* exists. If

$$u^* \rho(u^*) + Gw^* > 0 \tag{2.9}$$

and

$$\rho(u^*) > \rho_+^* \tag{2.10}$$

then it is locally asymptotically stable.

Remark 2.2. The conditions (2.9) and (2.10) (corresponding (2.17) and (2.18) in Proposition 2.4) are technical assumptions on parameters. For the specific Holling II functional response, these conditions will be expressed explicitly, see Remark 2.7. Also, since $\rho_+^* < 0$, we can see that $\rho(u^*) > 0$ implies both (2.9) and (2.10). Thus, conditions (2.9) and (2.10) can be replaced by a stronger condition

$$\rho(u^*) > 0$$

Remark 2.3. Assume $\rho(u^*) = \rho_+^*$ for certain parameter value, say a critical value of the carrying capacity of the prey population, $K = K_c$. Then the characteristic equation (2.6) has a pair of purely imaginary roots given by $\lambda_{2,3} = \pm i\sqrt{a_2}$. If, moreover, the transversality condition

$$\frac{d}{dK} \lambda_{2,3}(K)|_{K=K_c} > 0$$

holds, then the positive equilibrium E^* becomes unstable and a Hopf bifurcation occurs at E^* when K passes through K_c .

Finally, we discuss the global stability of the positive equilibrium E^* . Choose a Liapunov function as follows:

$$V(u, v, w) = \alpha \int_{u^*}^u \frac{x - u^*}{x} dx + \beta \int_{v^*}^v \frac{y - v^*}{y} dy + \gamma \int_{w^*}^w \frac{z - w^*}{z} dz, \tag{2.11}$$

where α, β , and γ are positive constants to be determined. Along any trajectory of system (1.4), we have:

$$\begin{aligned} \frac{dV}{dt} &= \alpha(u - u^*) \left[r \left(1 - \frac{u}{K} \right) - av \frac{f(u)}{u} - Aw \frac{g(u)}{u} \right] \\ &+ \beta(v - v^*) [-d + ef(u)] \\ &+ \gamma(w - w^*) [-D - Gw + Eg(u)] \end{aligned}$$

$$\begin{aligned} &= \alpha(u - u^*) \left[-\frac{r(u - u^*)}{K} - av^* \left(\frac{f(u)}{u} - \frac{f(u^*)}{u^*} \right) \right. \\ &\quad \left. - Aw^* \left(\frac{g(u)}{u} - \frac{g(u^*)}{u^*} \right) \right. \\ &\quad \left. - a \frac{f(u)}{u} (v - v^*) - A \frac{g(u)}{u} (w - w^*) \right] \end{aligned}$$

Define:

$$\phi_1(\xi_1 u) = \frac{d}{du} \left(\frac{f(u)}{u} \right) \Big|_{u=\xi_1 u}, \quad 0 < \xi_1 < 1$$

$$\phi_2(\xi_2 u) = \frac{d}{du} \left(\frac{g(u)}{u} \right) \Big|_{u=\xi_2 u}, \quad 0 < \xi_2 < 1$$

so that:

$$\frac{f(u)}{u} - \frac{f(u^*)}{u^*} = \phi_1(\xi_1 u)(u - u^*)$$

$$\frac{g(u)}{u} - \frac{g(u^*)}{u^*} = \phi_2(\xi_2 u)(u - u^*)$$

Also, denote:

$$f(u) - f(u^*) = f'(\xi_3 u)(u - u^*), \quad 0 < \xi_3 < 1$$

$$g(u) - g(u^*) = g'(\xi_4 u)(u - u^*), \quad 0 < \xi_4 < 1$$

Therefore, we have:

$$\begin{aligned} \frac{dV}{dt} &= \alpha \left[-\frac{r}{K} - av^* \phi_1(\xi_1 u) - Aw^* \phi_2(\xi_2 u) \right] (u - u^*)^2 \\ &+ \left[\alpha a \frac{f(u)}{u} + \beta e f'(\xi_3 u) \right] (u - u^*)(v - v^*) \\ &+ \left[\alpha A \frac{g(u)}{u} + \gamma E g'(\xi_4 u) \right] (u - u^*)(w - w^*) \\ &\quad - \gamma G (w - w^*)^2 \\ &= z S z^T \end{aligned}$$

where

$$z = (u - v^*, v - v^*, w - w^*)$$

and the matrix $S = (s_{ij})_{3 \times 3}$ is defined as

$$s_{11} = \alpha \left[-\frac{r}{K} - av^* \phi_1(\xi_1 u) - Aw^* \phi_2(\xi_2 u) \right]$$

$$s_{12} = s_{21} = \frac{1}{2} \left[\alpha a \frac{f(u)}{u} + \beta e f'(\xi_3 u) \right]$$

$$s_{13} = s_{31} = \frac{1}{2} \left[\alpha A \frac{g(u)}{u} + \gamma E g'(\xi_4 u) \right]$$

$$s_{22} = s_{23} = s_{32} = 0, \quad s_{33} = -\gamma G$$

If α, β and γ can be chosen suitably such that S is negative definite for all $(u, v, w) \in \mathbb{R}_+^3$, then $\frac{dV}{dt} \leq 0$ and $\frac{dV}{dt} = 0$ if and only if $u = u^*, v = v^*, w = w^*$. The largest invariant subset of the set of the points where

$\frac{dV}{dt} = 0$ is (u^*, v^*, w^*) . Therefore, LaSalle's Invariance Principle implies that $E^* = (u^*, v^*, w^*)$ is globally stable.

In next subsection, for the model with Holling II functional responses, we will choose proper α, β and γ to derive explicit sufficient conditions for the global stability of the positive equilibrium.

2.2. Holling II functional responses

In this subsection we apply the above results to system (1.4) with Holling II functional responses, namely system (1.6). System (1.6) has a unique componentwise positive equilibrium $E^* = (u^*, v^*, w^*)$ defined by:

$$\begin{aligned} u^* &= \frac{d}{e - bd} \\ v^* &= \frac{1 + bu^*}{a} \left[r \left(1 - \frac{u^*}{K} \right) - \frac{Aw^*}{1 + Bu^*} \right] \\ w^* &= \frac{1}{G} \left(-D + \frac{Eu^*}{1 + Bu^*} \right) \\ &= \frac{1}{G} \left(-D + \frac{Ed}{Bd + e - bd} \right) \end{aligned} \tag{2.12}$$

provided

$$r \left(1 - \frac{u^*}{K} \right) - \frac{Aw^*}{1 + Bu^*} > 0 \tag{2.13}$$

and

$$G > 0, \quad \frac{e}{b} > d, \quad \frac{Ed}{Bd + e - bd} > D \tag{2.14}$$

Note that the last two inequalities in (2.14) simply mean that the death rates of the two competitors must be smaller than the corresponding growth rates, otherwise the competing species cannot survive and the positive steady state does not exist.

Define

$$\begin{aligned} \rho_1(u) &= \frac{r}{K} - \frac{abv^*}{(1 + bu)(1 + bu^*)} \\ &\quad - \frac{ABw^*}{(1 + Bu)(1 + Bu^*)} \end{aligned} \tag{2.15}$$

We have:

$$\begin{aligned} T(\rho_1(u^*)) &= \rho_1(u^*)^2 + \rho_1(u^*) \left[\frac{eav^*}{Gw^*(1 + bu^*)^3} \right. \\ &\quad \left. + \frac{EA}{G(1 + Bu^*)^3} + \frac{Gw^*}{u^*} \right] \\ &\quad + \frac{EAw^*}{u^*(1 + Bu^*)^3} \end{aligned}$$

$$\begin{aligned} \Delta_T &:= \left[\frac{v^*}{w^*} \frac{ea}{G(1 + bu^*)^3} \right]^2 + \frac{2eav^*}{Gw^*(1 + bu^*)^3} \\ &\quad \times \left[\frac{EA}{G(1 + Bu^*)^3} + \frac{Gw^*}{u^*} \right] \\ &\quad + \left[\frac{EA}{G(1 + Bu^*)^3} - \frac{Gw^*}{u^*} \right]^2 > 0 \end{aligned}$$

and

$$\begin{aligned} \rho_1^* &= \frac{1}{2} \left\{ - \left[\frac{eav^*}{Gw^*(1 + bu^*)^3} + \frac{EA}{G(1 + Bu^*)^3} \right. \right. \\ &\quad \left. \left. + \frac{Gw^*}{u^*} \right] + \sqrt{\Delta_T} \right\} \end{aligned} \tag{2.16}$$

By Theorem 2.1, we have the following local stability result.

Proposition 2.4. Assume that the positive equilibrium E^* of system (1.6) exists. If

$$u^* \rho_1(u^*) + Gw^* > 0 \tag{2.17}$$

and

$$\rho_1(u^*) > \rho_1^* \tag{2.18}$$

then it is locally stable.

Remark 2.5. Note that $\rho(u^*)$, defined by Eq. (2.4), is for general functional responses, while $\rho_1(u^*)$, defined by Eq. (2.15), is for the specific Holling type-II functional response. They both are related to the derivative of the right-hand side function of the prey equation, that is, the growth of the prey population at the positive equilibrium.

Finally, we give a sufficient condition for the global stability of the positive equilibrium E^* for system (1.6).

Proposition 2.6. Assume that the positive equilibrium E^* of system (1.6) is locally stable. If

$$\rho_1(0) > 0 \tag{2.19}$$

then it is globally stable.

Proof. Let $V(u, v, w)$ be the Liapunov function defined by (2.11), where α, β , and γ are positive constants to be determined. Along any trajectory of system (1.6), we have:

$$\begin{aligned} \frac{dV}{dt} &= \alpha \left[- \frac{r}{K} + \frac{abv^*}{(1 + bu)(1 + bu^*)} \right. \\ &\quad \left. + \frac{ABw^*}{(1 + Bu)(1 + Bu^*)} \right] (u - u^*)^2 \end{aligned}$$

$$\begin{aligned}
 & + \frac{1}{1+bu} \left[-\alpha a + \beta e - \frac{\beta b e u^*}{1+bu^*} \right] \\
 & \times (u-u^*)(v-v^*) \\
 & + \frac{1}{1+Bu^*} \left[-\alpha A + \gamma E - \frac{\gamma B E u^*}{1+Bu^*} \right] \\
 & \times (u-u^*)(w-w^*) \\
 & - \gamma G (w-w^*)^2
 \end{aligned}$$

Choose

$$\alpha = 1, \quad \beta = \frac{a}{e-bd}$$

$$\gamma = \frac{A(e-bd+Bd)}{E(e-bd)}$$

Then we have

$$\begin{aligned}
 \frac{dV}{dt} = & \left[-\frac{r}{K} + \frac{abv^*}{(1+bu)(1+bu^*)} \right. \\
 & \left. + \frac{ABw^*}{(1+Bu)(1+Bu^*)} \right] (u-u^*)^2 \\
 & - \frac{AG(e-bd+Bd)}{E(e-bd)} (w-w^*)^2
 \end{aligned}$$

The coefficient for $(w-w^*)^2$ is always negative. The coefficient for $(u-u^*)^2$ is:

$$\begin{aligned}
 -\rho_1(u) = & -\frac{r}{K} + \frac{abv^*}{(1+bu)(1+bu^*)} \\
 & + \frac{ABw^*}{(1+Bu)(1+Bu^*)} \\
 \leq & -\frac{r}{K} + \frac{abv^*}{1+bu^*} + \frac{ABw^*}{1+Bu^*} \\
 \leq & -\rho_1(0)
 \end{aligned}$$

Thus, if (2.19) is satisfied, then $\frac{dV}{dt} \leq 0$ and $\frac{dV}{dt} = 0$ if and only if $u = u^*, v = v^*, w = w^*$. This completes the proof. \square

Remark 2.7. Using (2.12), (2.15) and (2.19), one of the local stability conditions (2.17) becomes:

$$u^* \left[\frac{r}{K} - \frac{abv^*}{(1+bu^*)^2} - \frac{ABw^*}{(1+Bu^*)^2} \right] + Gw^* > 0 \tag{2.20}$$

and the global stability condition (2.19) reduces to

$$K < \frac{d+e-bd}{e-bd} \tag{2.21}$$

We can see that G plays a role in the local stability condition (2.20). Once the positive equilibrium is locally stable, K , the carrying capacity of the prey, plays a role in the global stability. If the value of K is increased so that condition (2.21) is not satisfied, the positive equilibrium becomes unstable and a Hopf bifurcation can occur (see Figs. 4 and 5).

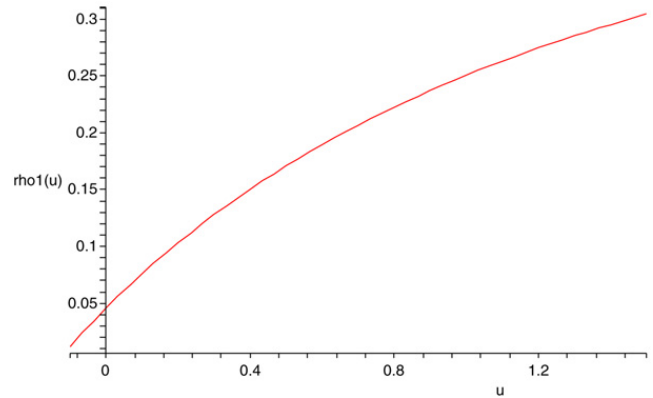


Fig. 1. The plot of the function $\rho_1(u)$. Here $r = 1.5, K = 3, a = 0.45, b = 0.35, d = 0.45, e = 0.55, A = 0.55, B = 0.35, D = 0.45, E = 0.65,$ and $G = 0.05$.

The plot of $\rho_1(u)$ indicates that $\rho_1(0) > 0$ for some parameter values (see Fig. 1). So the assumption $\rho_1(0) > 0$ in Theorem 2.6 makes sense.

3. Simulations and discussion

It is well known that density-dependent mortality terms (closure terms) can greatly affect the outcome of plankton models [42]: not only limit cycles [11] but also chaos [7] can occur in such models.

In the case of two competitors competing for a common prey, our results indicate that density-dependent mortality of one competitor not only ensures the long-term survival of itself, but also guarantees the existence of the other competitor, which would otherwise be out-competed.

To illustrate the results numerically, consider system (1.6) with Holling II functional responses. Choose $r = 1.5, K = 3, a = 0.45, b = 0.35, d = 0.45, e = 0.55, A = 0.55, B = 0.35, D = 0.45, E = 0.65,$ and let G (the density-dependent mortality parameter) vary. When $G = 0$, that is, when there is only linear mortality for the competitor with density w , numerical simulations show that the competitor with density w out-competes the competitor with density v (see Fig. 2). Note that system (1.6) does not have any positive equilibrium when $G = 0$.

Introducing density-dependent mortality only for the competitor with density w (the stronger competitor) makes the system coexistent not only in the sense of uniform persistence, but also in the sense of existence of a globally stable positive equilibrium (Fig. 2). With the above parameter values and $G = 0.1$, all conditions in Proposition 2.6 are satisfied. Thus, system (1.6) has a positive equilibrium (1.1465, 1.8837, 0.8197), which is globally stable. A possible explanation for this phenom-

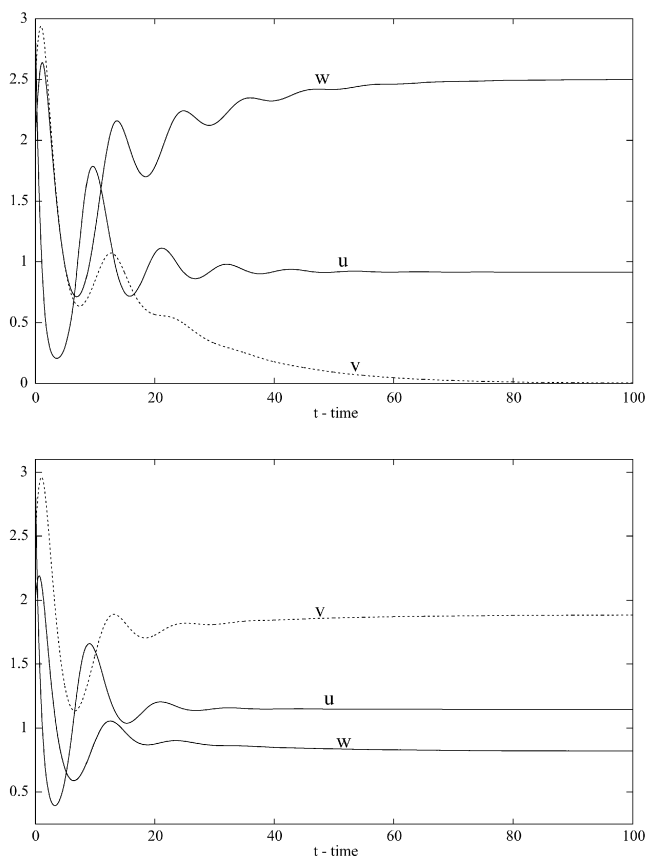


Fig. 2. When $G = 0$, the strong competitor with density w wins the competition and the weak competitor with density v tends toward extinction (top). When $G = 0.1$, both competitors coexist and the solution converges to the positive equilibrium (1.1465, 1.8837, 0.8197) (bottom). XPPAUT was used for the simulations.

enon is that density-dependent mortality in the stronger competitor prevents it from reducing the density of the prey below the threshold value (the R^* value – see [44]) needed for the weaker competitor to be able to maintain itself. In fact, the steady-state values of v and w are functions of G (see Fig. 3).

Is the situation represented by model (1.4) a feasible one ecologically? It is a variation on the model of Tilman [44] for two consumers competing exploitatively for a single prey. Tilman's model predicts that the consumer that reduces the prey to the lower steady-state value will displace the other competitor. Model (1.4) includes the mechanism of density-dependent mortality, or biomass loss, Gw^2 , on the superior competitor. We believe that this represents one way in which a fitness 'tradeoff' might occur between two species. It is reasonable to suppose that one species, w in this case, has superior fitness in its ability to exploit prey, but this is compensated for by a vulnerability to mortality. Increased mortality could reasonably occur under the circumstance that the superior competitor is also the one

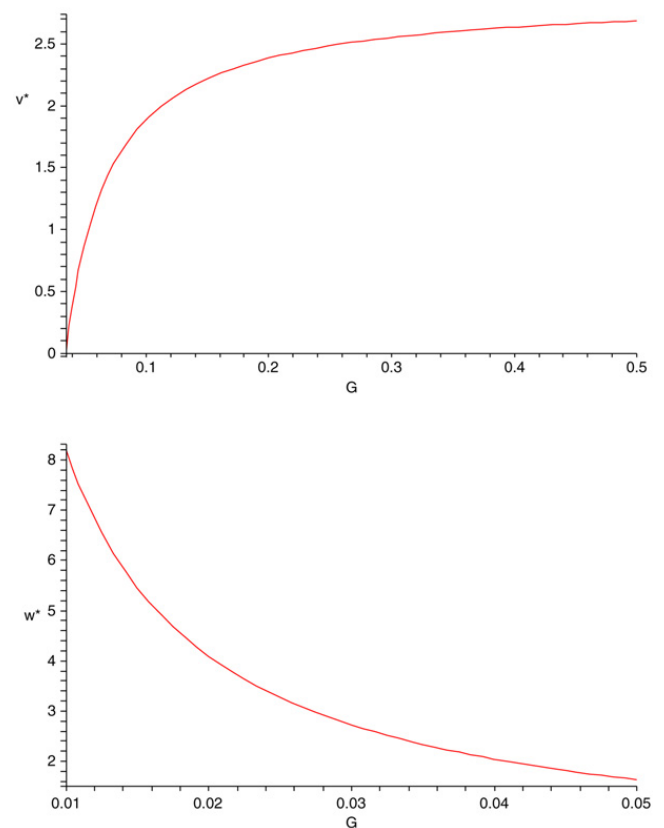


Fig. 3. The steady-state value of the weak competitor with density v is an increasing function of G (top) and the steady-state value of the strong competitor with density w is a decreasing function of G (bottom). Here $r = 1.5$, $K = 3$, $a = 0.45$, $b = 0.35$, $d = 0.45$, $e = 0.55$, $A = 0.55$, $B = 0.35$, $D = 0.45$, $E = 0.65$.

that is more of a risk taker; for example, that it seeks prey in areas where there is also a greater risk of mortality, say through predation. However, the non-linear form of the mortality, Gw^2 , still requires justification. A nonlinear response of this form might occur if the foraging area contains a diversity of subareas having different relative risk factors. In that case, individuals of species w can tend to use areas that are relatively low in predation or other mortality risk (although higher than members of species v) when the population of species w is low, but can be forced into areas of higher risk as the population size increases. This situation could easily lead the better competitor to have also a density-dependent mortality rate. This might also occur if the better competitor is more prone to dispersal; the probability of dispersal of individuals increases with density, and dispersal increases the chances of mortality. Therefore, we believe that model (1.4) may represent a fairly common situation among consumers competing for a common prey.

It is interesting to observe that, when the carrying capacity K of the prey is increased, the positive equi-

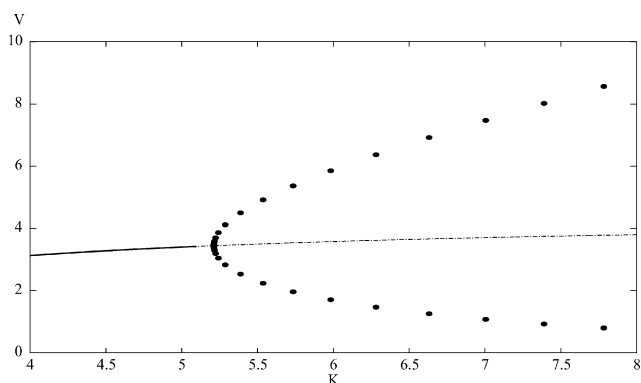


Fig. 4. The bifurcation diagram shows that the positive equilibrium is stable when $K \leq 5.21$. At $K = 5.21$, it loses its stability and a supercritical Hopf bifurcation occurs. Here $r = 1.5$, $a = 0.45$, $b = 0.35$, $d = 0.45$, $e = 0.55$, $A = 0.55$, $B = 0.35$, $D = 0.45$, $E = 0.65$, $G = 0.1$. XPPAUT was used for the simulations.

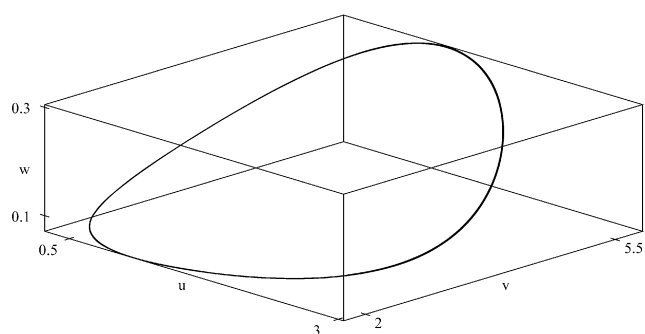


Fig. 5. When $K = 6$, there is a periodic orbit bifurcated from the interior equilibrium in the three-dimensional space which is asymptotically stable. Here $r = 1.5$, $a = 0.45$, $b = 0.35$, $d = 0.45$, $e = 0.55$, $A = 0.55$, $B = 0.35$, $D = 0.45$, $E = 0.65$, $G = 0.1$. XPPAUT was used for the simulations.

librium loses its stability and a Hopf bifurcation occurs when K passes a critical value. With parameters given above, a supercritical Hopf bifurcation occurs when $K = 5.21$ (see Fig. 4). A three-dimensional positive periodic solution bifurcates from the positive equilibrium via a Hopf bifurcation with $K = 6$ (see Fig. 5). This is an example of the well-known paradox of enrichment [25].

It is also interesting to notice that, for the subsystem without the competitor v , that is, the predator-prey system with density-dependent mortality:

$$\begin{aligned} \frac{du}{dt} &= ru \left(1 - \frac{u}{K} \right) - \frac{Auw}{1 + Bu} \\ \frac{dw}{dt} &= w \left(-D - Gw + \frac{Eu}{1 + Bu} \right) \end{aligned} \quad (3.1)$$

it is well known that (Bazykin [3], Hainzl [18,19]) very complex dynamics, such as the existence of multiple equilibria and multiple limit cycles, Hopf, homoclinic

and Bagdanov–Takens bifurcations, can occur. Note that when system (1.6) has one positive equilibrium, it is unique. Thus, it does not exhibit complex dynamics as the 2-dimensional system (3.1) has. Our results indicate that introducing a weak competitor v (without density-dependent mortality) into the system has a stabilizing effect on the system, since the competition model (1.6) either has a globally stable positive equilibrium under certain conditions or exhibits the coexistence of both competitors in terms of positive periodic solutions.

Acknowledgements

The authors are very grateful to the anonymous referee for his careful reading, detailed comments, and helpful suggestions. The first author would like to thank Prof. G. Bard Ermentrout and Dr. Rongsong Liu for their help in using XPPAUT for the numerical simulations.

References

- [1] R.A. Armstrong, R. McGehee, Competitive exclusion, *Am. Nat.* 115 (1980) 151–170.
- [2] F.J. Ayala, Experimental invalidation of the principle of competitive exclusion, *Nature* 224 (1969) 1076–1079.
- [3] A.D. Bazykin, *Nonlinear Dynamics of Interacting Populations*, World Scientific, Singapore, 1998.
- [4] G.J. Butler, P. Waltman, Bifurcation from a limit cycle in a two predator-one prey ecosystem modeled on a chemostat, *J. Math. Biol.* 12 (1981) 295–310.
- [5] R.S. Cantrell, C. Cosner, *Spatial Ecology via Reaction–Diffusion Equations*, Series in Math. Comput. Biol., John Wiley and Sons, Chichester, UK, 2003.
- [6] R.S. Cantrell, C. Cosner, S. Ruan, Intraspecific interference and consumer-resource dynamics, *Dis. Con. Dynam. Syst.* 4B (2004) 527–546.
- [7] H. Caswell, M.G. Neubert, Chaos and closure terms in plankton food chain models, *J. Plankton Res.* 20 (1998) 1837–1845.
- [8] C. Cosner, D.L. DeAngelis, J.S. Ault, D.B. Olson, A model for trophic interaction, *Theor. Pop. Biol.* 56 (1999) 65–75.
- [9] J.M. Cushing, Periodic two-predator, one-prey interactions and the time sharing of a resource niche, *SIAM J. Appl. Math.* 44 (1984) 392–410.
- [10] D.L. DeAngelis, R.A. Goldstein, R.V. O’Neill, A model for trophic interaction, *Ecology* 56 (1975) 881–892.
- [11] A.M. Edwards, A. Yool, The role of higher predation in plankton population models, *J. Plankton Res.* 22 (2000) 1085–1112.
- [12] M. Farkas, Zip bifurcation in a competition model, *Nonlinear Analysis – TMA* 8 (1984) 1295–1309.
- [13] H.I. Freedman, *Deterministic Mathematical Models in Population Ecology*, Marcel Dekker, New York, 1980.
- [14] H.I. Freedman, P. Moson, Persistence definitions and their connections, *Proc. Amer. Math. Soc.* 109 (1990) 1025–1033.
- [15] G.F. Gause, *The Struggle for Existence*, Williams and Wilkins, Baltimore, 1934.
- [16] F. Grogard, F. Mazenc, A. Rapaport, Polytopic Lyapunov functions for persistence analysis of competing species, *Dis. Con. Dynam. Syst.* 8B (2007) 73–93.

- [17] J.P. Grover, Resource Competition, Chapman and Hall, London, UK, 1997.
- [18] J. Hainzl, Stability and Hopf bifurcation in a predator-prey system with several parameters, *SIAM J. Appl. Math.* 48 (1988) 170–190.
- [19] J. Hainzl, Multiparameter bifurcation of a predator-prey system, *SIAM J. Math. Anal.* 23 (1992) 150–180.
- [20] G. Hardin, Competitive exclusion principle, *Science* 131 (1960) 1292–1297.
- [21] M.A. Hixon, G.P. Jones, Competition, predation, and density-dependent mortality in demersal marine fishes, *Ecology* 86 (2005) 2847–2859.
- [22] S.J. Holbrook, R.J. Schmitt, Competition for shelter space causes density-dependent predation mortality in damselfishes, *Ecology* 83 (2002) 2855–2868.
- [23] S.-B. Hsu, S.P. Hubbell, P. Waltman, Competing predators, *SIAM J. Appl. Math.* 35 (1978) 617–625.
- [24] S.-B. Hsu, S.P. Hubbell, P. Waltman, A contribution to the theory of competing predators, *Ecol. Monogr.* 48 (1978) 337–349.
- [25] G.E. Hutchinson, The paradox of the plankton, *Am. Nat.* 95 (1961) 137–145.
- [26] G.E. Hutchinson, The lacustrine microcosm reconsidered, *Amer. Sci.* 52 (1964) 334–341.
- [27] V. Hutson, K. Schmitt, Permanence and the dynamics of biological systems, *Math. Biosci.* 111 (1992) 1–71.
- [28] P. Kareiva, Renewing the dialogue between theory and experiments in population ecology, in: J. Roughgarden, R.M. May, S.A. Levin (Eds.), *Perspectives in Ecological Theory*, Princeton Univ. Press, Princeton, 1989, pp. 68–88.
- [29] C. Kohlmeier, W. Ebenhöf, The stabilization role of cannibalism in a predator-prey system, *Bull. Math. Biol.* 57 (1995) 401–411.
- [30] Y. Kuang, W.F. Fagan, I. Loladze, Biodiversity, habitat area, resource growth rate and interference competition, *Bull. Math. Biol.* 65 (2003) 497–518.
- [31] S.A. Levin, Community equilibria and stability, and an extension of the competitive exclusion principle, *Am. Nat.* 104 (1970) 413–423.
- [32] C. Lobry, J. Harmand, A new hypothesis to explain the coexistence of n species in the presence of a single resource, *C. R. Biologies* 329 (2006) 40–46.
- [33] C. Lobry, A. Rapaport, F. Mazenc, Sur un modèle densité dépendent de compétition pour une ressource, *C. R. Biologies* 329 (2006) 63–70.
- [34] I. Loladze, Y. Kuang, J.J. Elser, W.F. Fagan, Competition and stoichiometry: coexistence of two predators on one prey, *Theor. Pop. Biol.* 65 (2004) 1–15.
- [35] R. MacArthur, R. Levins, Competition, habitat selection, and character displacement in a patchy environment, *Proc. Natl Acad. Sci. USA* 51 (1964) 1207–1210.
- [36] R. McGehee, R.A. Armstrong, Mathematical problems concerning the ecological principle of competitive exclusion, *J. Differ. Equat.* 23 (1977) 30–92.
- [37] S. Muratori, S. Rinaldi, Remarks on Competition coexistence, *SIAM J. Appl. Math.* 49 (1989) 1462–1472.
- [38] S.E. Park, L.R. Benjamin, A.R. Watkinson, The theory and application of plant competition models: an agronomic perspective, *Ann. Bot.* 92 (2003) 741–748.
- [39] S. Ruan, X. He, Global stability in chemostat-type competition models with nutrient recycling, *SIAM J. Appl. Math.* 58 (1998) 170–192; Erratum, *SIAM J. Appl. Math.* 66 (2006) 2204–2205.
- [40] G.T. Skalski, J.E. Gilliam, Functional responses with predator interference: Viable alternatives to the Holling type II model, *Ecology* 82 (2001) 3083–3092.
- [41] H.L. Smith, The interaction of steady state and Hopf bifurcations in a two-predator–one-prey competition model, *SIAM J. Appl. Math.* 42 (1982) 27–43.
- [42] J.H. Steele, E.W. Henderson, The role of predation in plankton models, *J. Plankton Res.* 14 (1992) 157–172.
- [43] H.R. Thieme, Uniform persistence and permanence for non-autonomous semiflows in population biology, *Math. Biosci.* 166 (2000) 173–201.
- [44] D. Tilman, *Resource Competition and Community Structure*, Princeton University Press, Princeton, 1982.
- [45] R.R. Vance, Interference competition and the coexistence of two competitors on a single limiting resource, *Ecology* 65 (1984) 1349–1357.
- [46] R.R. Vance, The stable coexistence of two competitors for one resource, *Am. Nat.* 126 (1985) 72–86.
- [47] V. Volterra, Variations and fluctuations of the number of individuals in animal species living together, *J. Cons. Int. Explor. Mer.* 3 (1928) 3–51.
- [48] F. Yang, S. Ruan, A generalization of the Butler–McGehee Lemma and its applications in persistence theory, *Differ. Integral Equat.* 9 (1996) 1321–1330.
- [49] K. Yoda, T. Kira, H. Ogawa, K. Hozumi, Self-thinning in overcrowded pure stands under cultivated and natural conditions (intraspecific competition among higher plants XI), *J. Biol. Osaka City Univ.* 14 (1963) 107–129.